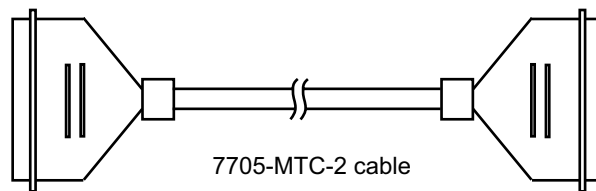


General information

The Model 7705-MTC-2 cable is a 50-pin cable assembly (2 meters in length) terminated with a male D-sub connector on one end and a female D-sub connector on the other end. This cable mates to the 50-pin D-sub connectors on the Models 7701, 7703, 7705, and 7707 switching modules.



WARNING To prevent electric shock, adhere to the following safety precautions:

- Both ends of the cable must be connected before applying any power to the system.
- Remove all power in the system before connecting the cable to a switching module or external circuitry.
- Both D-sub connector shells of this cable must be connected to a safety earth ground if any hazardous voltages are present. A shock hazard exists when voltage levels greater than 30VRMS, 42.4V peak, or 60VDC are present.
- Do not exceed the maximum signal levels for the cable or the switching module(s).

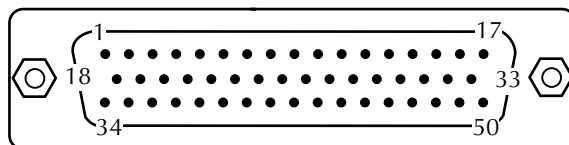
Cable maximum signal levels

The Model 7705-MTC-2 cable is rated for 300VDC or RMS maximum voltage, and 2A maximum current.

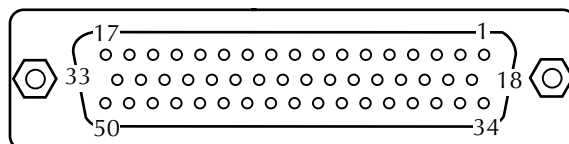
Pin number identification

Pin number identification for the D-sub connectors of the 7705-MTC-2 cable are shown as follows:

Male D-sub connector:



Female D-sub connector:



NOTE The Model 7705-MTC-2 cable is a one-to-one connection (pin 1 of male D-Sub connects to pin 1 of female D-Sub).

Switching modules terminal identification

Refer to the individual switching module packing list for specific hookup information.